

**Open Access****07-HJPV1-2019Original Article**

Preliminary studies on the Physical parameters of Orodispersible tablets using Superdisintegrants

Muhammad Masood Ahmad¹, Tanveer A. Khan^{2*} & Kasatkin Valery³

1. Faculty of Pharmacy, Jouf University, Sakaka, Kingdom of Saudi Arabia
2. Faculty of Pharmacy, Riyadh Elm University, Riyadh, Kingdom of Saudi Arabia
3. Faculty of Medical Science, International University of Fundamental Studies, Moscow, Russia

Abstract: Various routes of drug administration are available such as oral, sublingual, inhalation, and rectal. Among all, the oral route of drug administration is most widely used. The tablet is the most popular dosage form among all existing dosage forms. The most conventional tablets are immediate release but these tablets are only suitable for drugs with high solubility and high permeability. In this study, five different orodispersible tablet formulations were prepared. Various Natural and Synthetic superdisintegrants were used in all formulations including PlantagoOvata, Sodium Alginate, Fenugreek, Croscarmellose Sodium, Crospovidone. Various pre-formulation and post-formulation tests were performed for all five (05) formulations like Angle of repose, Bulk density, Tapped density and Compressibility index. Additionally, all of the prepared formulations were evaluated for weight variation, friability, hardness, drug content, and disintegration time and dissolution rate. Furthermore, stability testing of Risperidone orodispersible tablets was conducted. The results revealed that all the formulations F1, F2, F3, F4, and F5, complied with the official specification limits. Among all formulations, F1 showed the best results in terms of less disintegration and increased dissolution of drug as compared to other formulations, and the F1 formulation showed good stability results too.

Key words: Compression, Superdisintegrants, Orodispersible Tablets, Risperidone

***Corresponding Author:** ahmadtanveer2001@yahoo.com

Introduction:-

United States Food and Drug Administration (FDA) defines orodispersible tablet as “A solid dosage form containing medicinal substance or active ingredient which disintegrates rapidly usually within a matter of seconds when placed upon the tongue.” In order to mask the bitter taste of active ingredient, many substances are added in the orodispersible tablets. Then the active ingredient is swallowed by the oral cavity (Kuchekar et al, 2003; Allen Jr et al, 1997).

The Oral drug delivery remains the preferred route for administration of various drugs. The recent developments in technology have prompted scientists to develop orally disintegrating tablets (ODTs) with improved patient compliance and convenience (Bandari et al, 2014). The primary action of Risperidone is to decrease dopaminergic and serotonergic pathway activity in the brain, therefore decreasing symptoms of schizophrenia and mood disorders (Fenton C et al 2005; Kemp DE et al, 2009; Gründer et



al, 2009).

Risperidone has high affinity binding to serotonergic 5-HT_{2A} receptors versus dopaminergic D₂ receptors in the brain (Bostwick JR et al 2009; Fenton C et al 2005). Risperidone binds the D₂ receptors with lower affinity than the traditional, first generation antipsychotic drugs, which bind with very high affinity. A reduction in extrapyramidal symptoms in Risperidone use is attributed to its moderate affinity for dopaminergic D₂ receptors (Szarfman A et al 2006; Yamanouchi Y et al 2003; Grunder et al 2009).

Risperidone is a solid dispersion, orally disintegrating tablet formulation and designed for non-destructive methods of evaluation (Rahman et al., 2010) Its acceptability is due to the disintegration rates of orally disintegrating Risperidone Tablets in patients with Schizophrenia or Schizoaffective Disorder (Chue et al, 2004).

Table-3: Weight variation specification as per I.P.

S.No.	Average weight of tablet % Deviation
1	80mg or less \pm 10
2	More than 80mg but less than 250mg \pm 7.5
3	250mg or more \pm 5

MATERIALS & METHOD:-

PlantagoOvata, Sodium Alginate, Fenugreek Croscarmellose sodium & Crospovidone were purchased in powder form from china and India. Risperidone powder was a gifted sample from pharmaceutical industry. Microcrystalline cellulose (MCC), Mg. Stearate, talc & aspartame were used in orodispersible tablets.

Standard Calibration curve of Risperidone:

It was found that the estimation of Risperidone by UV spectrophotometric method at λ_{max} 278nm at pH 6.8 Phosphate buffer had good reproducibility and this method was used in the study.

Formulation Composition: PlantagoOvata, Sodium Alginate, Fenugreek, Croscarmellose Sodium & Crospovidone in powder form were purchased from china and India, each one of them was used 25% in five formulations. Risperidone Powder 1% gifted sample from pharmaceutical industry. Microcrystalline cellulose (MCC), Mg. Stearate, talc & aspartame 74% were used in orodispersible tablet formulation (Table-1).

Table-4: Angle of Repose, Type of Flow.

1	< 20 Excellent
2	20-30 Good
3	30-40 Passable
4	>34 Very Poor

Direct Compression Method: As its name implies, Direct Compression consists of compression of tablets directly from powdered material without modifying the physical nature of the material itself. Formerly, direct compression as the method of tablet manufacturing was reserved for small group of crystalline chemicals having all the physical characteristics required for the formation of a good tablet.

Pre-formulation studies orodispersible tablet: Pre-formulation studies relates to pharmaceutical formulation development of the drug substance. Following Pre-formulation studies (Table-2) yield basic knowledge necessary to develop suitable formulation for the toxicological use:

1) Bulk Density (Db):

It is the ratio of total mass of powder to the bulk volume of powder. It is expressed in g/ml

and is given by $D_b = M / V_b$ Where, M is the mass of powder V_b is the bulk volume of the powder.

Table-5: % Compressibility, Flow ability.

1	5-12 Excellent
2	12-16 Good
3	18-21 Fair passable
4	23-35 Poor
5	33-38 Very Poor
6	<40 Very Very Poor

2) Tapped Density (Dt):

It is the ratio of total mass of the powder to the tapped volume of the powder. It is expressed in g/ml and is given by. $D_t = M / V_t$ Where, M is the mass of powder V_t is the tapped volume of the powder.

3) Angle of Repose: The friction forces in a loose powder can be measured by the angle of repose. It is an indicative of the flow property of the powder. It is defined as maximum angle possible between the surface of the pile of powder and the horizontal plane $\tan(\theta) = h / r$

Where, θ is the angle of repose. h is the height in cm. r is the radius in cm.

4) Carr's index (or) % compressibility:

It indicates powder flow properties. It is expressed in percentage and is given as

$$I = \frac{D_t - D_b}{D_t} \times 100$$

Where, D_t is the tapped density of the powder and D_b is the bulk density of the powder.

5) Hausner's ratio:

Relationship between % compressibility and flow ability is given by Hausners ratio. It is an indirect index of ease of powder flow and calculated by the formula,

$$\text{Hausner ratio} = \frac{D_t}{D_b}$$

Where, D_t is the tapped density. D_b is the bulk density. Lower hausner ratio (<1.25) indicates better flow properties than higher ones (>1.25)

Post-Compression Evaluation of Orodispersible tablets:

The post compression study after the compression of tablet to evaluate the tablet by different parameters and data help to enhance the quality of the product.

1). Weight variation:-

Standard procedures are followed as described in the official books. 20 tablets are selected randomly to check for weight variation. Weight variation specification as per I.P.is shown in Table-3 (Rong-Kun et al., 2000).

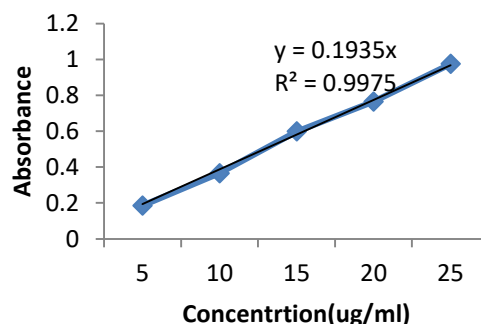


Figure-1 : Standard Calibration Curve of Risperidone

2) Friability:-

Friability is a measure of mechanical strength of the tablet. If a tablet has more friability it may not remain intact during packaging, transport or handling. Roche friabilator is used to determine the friability by following procedure. Pre weighed tablets are placed in the friabilator and the formula for % Friability calculation is.



% Friability = 1- (loss in weight / initial weight) X 100

3) Hardness (Crushing strength):

Tablet hardness is measured with hardness testers like Monsanto. A tablet is placed in the hardness tester and load required to crush the tablet is measured. It expressed in kg/cm².

4) Wetting Time:-

Wetting time of FDTs is carried out using a piece of tissue paper folded twice in a small culture dish (internal diameter, 6.5 cm) containing 6ml of water. A tablet is placed on the paper and the time for complete wetting is measured and the water absorption ratio was calculated using following equation:-

$$R = (W_b - W_a) / W_a$$

Where, W_a and W_b are the weight before and after water absorption respectively

5) Disintegration time:

According to the European pharmacopoeia the fast disintegrating or Orodispersible tablets should disintegrate within 3 minutes without leaving any residue on the screen. However it is difficult to assess the disintegration rate even in small amounts of water. Further the conventional test employs a volume of 900 ml of distilled water compared to the volume of saliva in humans, which is limited to a few ml. Thus the disintegration rate obtained from conventional test does not appear to reflect the actual disintegration rate in human mouth.

6) **In-Vitro dissolution:** The release of drug from the orodispersible tablet is determined by using USP dissolution testing apparatus. It is performed using 900 ml. of artificial saliva at $37 \pm 0.5^\circ\text{C}$ at 50 rpm. The samples are withdrawn at frequent intervals and analyzed by measuring the absorbance of the diluted sample. Other Medias such as Phosphate

buffer pH 6.8 are also used (Kundu et al., 2008).

RESULTS AND DISCUSSION:-

Standard Calibration curve of Risperidone:- It was found that the estimation of Risperidone by UV spectrophotometric method at λ_{max} 278nm in Phosphate buffer at pH 6.8 had good reproducibility and this method was used in the study. The correlation coefficient for the standard curve was found to be closer to 1, at the concentration range, 2-10 $\mu\text{g/ml}$. The regression equation generated was $y = 0.193x$ and $R^2 = 0.997$. The calibration curve of Risperidone (Figure-1) in Phosphate Buffer pH 6.8 showed good correlation with regression value of 0.997.


Pre-compression parameters finding:-

From the results of all formulations it is clear the angle of repose of all formulations was within limits but the formulation F1 showed minimum value of angle of repose which was considered as excellent formulation among all formulations (Table-4)

Formulations it is clear that the bulk density lie within the range of 0.21 to 0.36 but the formulation F1 showed maximum bulk density. The results of tapped density of all formulations showed the values lie within official limits of 0.41 to 0.52

The results of compressibility index of all formulations showed that the values were within official limit of 22.06 to 38.78 and has good flow rate. But the formulation F1 showed compressibility index of 22.06 which was the best formulation among all (Table-5).

The results of all the formulations showed that the values of hausner ratio lie between



1.28 to 1.63 but F1 formulation value showed good result according to reference values.

Post-Compression Finding:-

- The post-compression results of formulations were shown in Table-5. The Wetting time (sec) lies in between 25 to 60 and the wetting time of F1 was very less as compared to other formulations. The other parameter was the hardness of all the formulation which was in the range of 2.4-2.7 as per official range and dissolution time was in the official limits of orodispersible tablet. But maximum absorbance was shown at wavelength of 278 nm.
 - The results of %age friability of all the formulations showed a range of 0.24-0.42, which were in the official limits of not more than 1%. But F1 friability value was most
- suitable among all the formulations. From the results of %age assay of all formulations it was indicated that all the formulations were within official limits, in the range of 93.06 to 98.08.
- The results of disintegration test of all 5 formulations of Risperidone were within limits but the formulation F1 indicated least disintegration time of 23 sec. The dissolution test of all 5 formulations of Risperidone orodispersible tablets showed absorbance within specified limits (Figure-2).
 - The stability studied showed that the F1 formulation was stable for two months at temperature and humidity ($40^{\circ}\pm 2^{\circ}\text{C}$ $75\pm 5\%$) conditions respectively (Table-6)

T

Table-2: Pre-formulation studies of all five formulations of Risperidone orodispersible tablets

Formulation code.	Angle of Repose. \pm SD	Bulk Density(gm/cm ³) \pm SD	Tapped Density(gm/cm ³) \pm SD	Compressibility Index.(%) \pm SD	Hausner Ratio \pm SD
F1	26 \pm 0.3	0.23 \pm 0.05	0.38 \pm 0.22	22.06 \pm 1.5	1.28 \pm 1.02
F2	33 \pm 1.2	0.21 \pm 0.33	0.41 \pm 0.35	38.78 \pm 0.2	1.45 \pm 0.05
F3	42 \pm 0.5	0.36 \pm 0.25	0.49 \pm 0.02	26.53 \pm 0.22	1.36 \pm 0.81
F4	40 \pm 0.5	0.33 \pm 0.12	0.52 \pm 1.2	36.53 \pm 0.02	1.57 \pm 0.55
F5	45 \pm 1.4	0.30 \pm 0.30	0.49 \pm 0.11	38.77 \pm 0.31	1.63 \pm 1.22

Table-7: *In-vitro* Dissolution studies of Risperidone orodispersible tablets.

Formulation.	%DTR After 30Sec \pm SD	%DTR After 60Sec \pm SD	%DTR After 90Sec \pm SD	%DTR After 120Sec \pm SD	%DTR After 150Sec \pm SD	%DTR After 180Sec \pm SD	%DTR After 210Sec \pm SD
F1	46.30 \pm 0.02	79.51 \pm 0.02	98.25 \pm 0.03	99.21 \pm 0.01			
F2	24.55 \pm 0.02	46.45 \pm 0.04	68.25 \pm 0.03	79.65 \pm 0.1	91.2 \pm 0.02	99.25 \pm 0.04	
F3	26.31 \pm 0.01	41.20 \pm 0.02	64.52 \pm 0.02	76.20 \pm 0.01	88.90 \pm 0.03	97.01 \pm 0.01	97.61 \pm 0.05
F4	14.90 \pm 0.02	26.50 \pm 0.05	36.21 \pm 0.06	50.51 \pm 0.03	79.30 \pm 0.01	88.21 \pm 0.02	98.64 \pm 0.04
F5	14.56 \pm 0.02	33.14 \pm 0.05	59.00 \pm 0.06	76.89 \pm 0.05	88.20 \pm 0.02	93.25 \pm 0.01	98.12 \pm 0.01



Table-8: Post-formulation studies of five formulations of Risperidone orodispersible tablets.

Formula tion.	Weight Variation.(mg)±SD	Hardness (Kg/cm ²)±SD	Friability (%Age)±SD	Disintegration Time(Sec.)±SD	Assay.(%Age)	Wetting time.(Sec.)±SD
F1	101±0.2	2.7±2.1	0.24±0.2	23±1.30	98.08	25±0.13
F2	98.5±1.5	2.4±1.4	0.31±0.5	30±1.33	94.76	36±0.02
F3	105±0.4	2.6±1.2	0.42±0.1	40±3.10	96.92	44±1.02
F4	104±0.2	2.7±1.5	0.34±0.3	35±2.66	93.06	37±1.15
F5	101±0.2	2.5±1.1	0.34±0.2	55±2.13	94.65	60±0.25

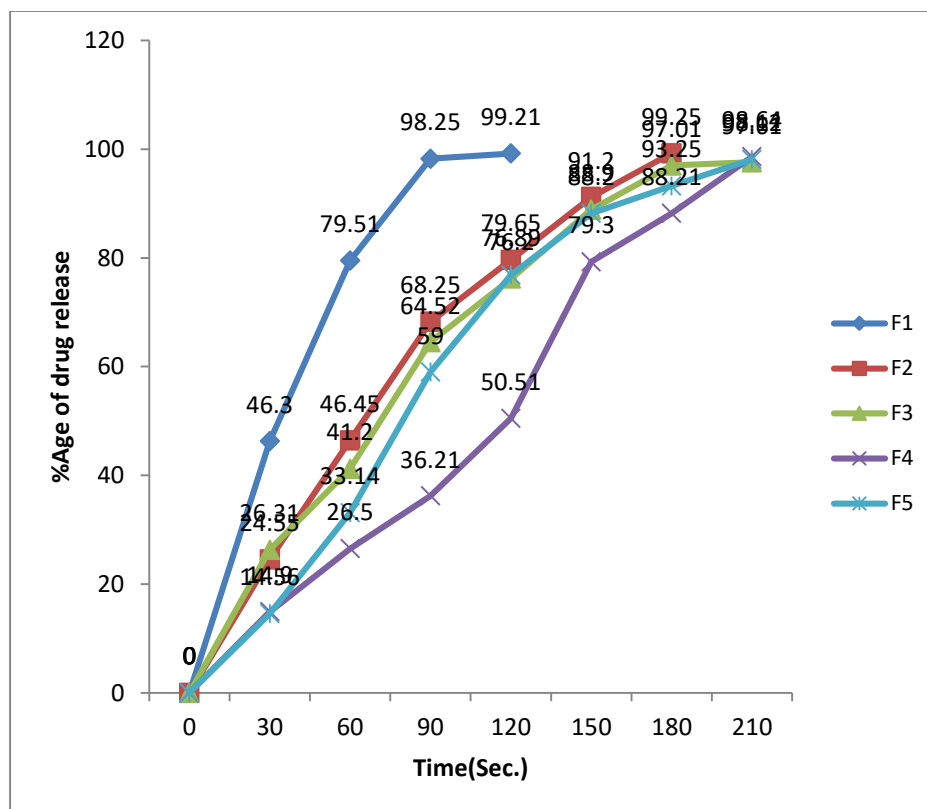


Fig-3: Dissolution Study of Risperidone orodispersible tablets

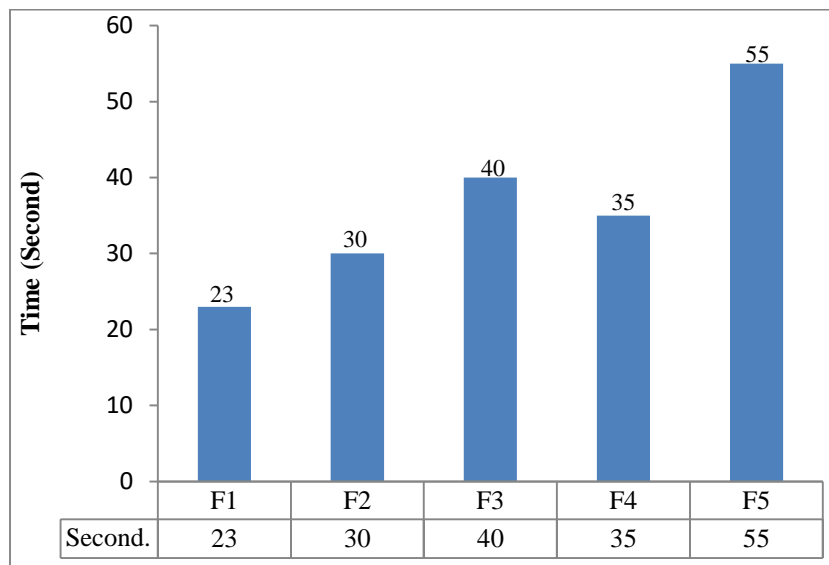


Figure-2: Disintegration Study of Risperidone orodispersible tablets

CONCLUSIONS:

- The orodispersible tablets of Risperidone were successfully formulated. Super disintegrants with same ratios were used in different formulations by using direct compression technique. The superdisintegrants PlantagoOvata, Sodium Alginate, Fenugreek, Crospovidone and Croscarmellose Sodium were used in order to achieve the optimized formulation. The orally disintegrating tablets of Risperidone were prepared using the above superdisintegrants excipients. The basic tests were passed by the formulations.
- No significant change was indicated by both pre formulation and post formulation parameters in all formulations but with critical analysis depicted that in all the formulations, F1-formulation containing 25mg of PlantagoOvata , showed better

dissolution at 278nm and less disintegration time of 23 sec as compared to other formulations. So this formulation was best fit for orodispersible tablets.

FUTURE PROSPECT OF THE RESEARCH.

- With the advancement in pharmaceuticals, ODT dosage forms is gaining popularity due to increased bioavailability and improve patient compliance.
- Further investigations can be made by more superdisintegrants. Study on human volunteers can also be performed to evaluate the taste of drug and in vivo drug release.
- Similar studies can be performed as well by comparing it with the available brands of drug.

**REFERENCES:**

- Yu D, Shen X, Han J, Zhu L, Branford-White C, Li X, et al., editors. Oral fast-dissolving DDD fabricated using 3DP. *Bioinformatics and Biomedical Engineering, 2008 ICBBE 2008 The 2nd International Conference on*; 2008: IEEE.
- Allen Jr, L. V and Wang, B. (1997) 'Particulate support matrix for making a rapidly dissolving tablet'. Google Patents.
- Almukainzi, M., Araujo, G. L. B. and Löbenberg, R. (2019) 'Orally disintegrating dosage forms', *Journal of Pharmaceutical Investigation*, 49(2), pp. 229–243.
- Bandari, S., Mittapalli, R. K. and Gannu, R. (2014) 'Orodispersible tablets: An overview', *Asian Journal of Pharmaceutics (AJP): Free full text articles from Asian J Pharm*, 2(1).
- Chang, R.-K. et al. (2000) 'Fast-dissolving tablets', *Pharmaceutical technology*, 24(6), p. 52.
- Chen, F. et al. (2020) 'Physiologically based pharmacokinetic modeling to understand the absorption of risperidone orodispersible film', *Frontiers in pharmacology*, 10, p. 1692.
- Chue, P., Welch, R. and Binder, C. (2004) 'Acceptability and disintegration rates of orally disintegrating risperidone tablets in patients with schizophrenia or schizoaffective disorder', *The Canadian Journal of Psychiatry*, 49(10), pp. 701–703.
- Corena-McLeod, M. (2015) 'Comparative pharmacology of risperidone and paliperidone', *Drugs in R&D*, 15(2), pp. 163–174.
- Gardner, D. M. et al. (2014) 'International consensus study of antipsychotic dosing', *Focus*, 12(2), pp. 235–243.
- Ito, A. and Sugihara, M. (1996) 'Development of oral dosage form for elderly patient: use of agar as base of rapidly disintegrating oral tablets', *Chemical and pharmaceutical bulletin*, 44(11), pp. 2132–2136.
- Kuchekar, B. S., Badhan, A. C. and Mahajan, H. S. (2003) 'Fast Dissolving drug delivery systems: A brief overview', *Pharma Times*, 35, pp. 7–9.
- Kuchekar, B. S., Badhan, A. C. and Mahajan, H. S. (2004) 'Mouth dissolving tablets of salbutamol sulphate: A novel drug delivery system', *Indian drugs*, 41(10), pp. 592–598.
- Kundu, S. and Sahoo, P. K. (2008) 'Recent trends in the developments of orally disintegrating tablet technology', *Pharma Times*, 40(4), pp. 11–15.
- Lalla, J. K. and Mamania, H. M. (2004) 'Fast dissolving rofecoxib tablets', *Indian journal of pharmaceutical sciences*, 66(3), p. 350.
- Ito A, Sugihara M. Development of oral dosage form for elderly patient: use of agar as base of rapidly disintegrating oral tablets. *Chemical and pharmaceutical bulletin*. 1996;44(11):2132-6.
- Malaak, F. A. et al. (2019) 'Orodispersible Tablets: Novel Strategies and future challenges in Drug Delivery', *Research Journal of Pharmacy and Technology*, 12(11), pp. 5575–5582.
- Rahman, Z., Zidan, A. S. and Khan, M. A. (2010) 'Risperidone solid dispersion for orally disintegrating tablet: Its formulation design and non-destructive methods of evaluation', *International journal of pharmaceutics*, 400(1–2), pp. 49–58.
- Scott, L. J. and Dhillon, S. (2007) 'Risperidone', *Pediatric Drugs*, 9(5), pp. 343–354.
- Scott, L. J. and Dhillon, S. (2008) 'Spotlight on risperidone in irritability associated with autistic disorder in children and adolescents', *CNS drugs*, 22(3), pp. 259–262.
- Shukla, D. et al. (2009) 'Mouth dissolving tablets I: An overview of formulation technology', *Scientia Pharmaceutica*, 77(2), pp. 309–326.
- Yamanouchi, Y. et al. (2003) 'Effect of DRD2, 5-HT2A, and COMT genes on antipsychotic response to risperidone', *The pharmacogenomics journal*, 3(6), pp. 356–361.
- Yu, D. G. et al. (2008) 'Oral fast-dissolving DDD fabricated using 3DP', in *2008 2nd International Conference on Bioinformatics and Biomedical Engineering*. IEEE, pp. 1602–1605.

**Table-1:** Chemical composition of all five formulations of orodispersible tablets of Risperidone.

Ingredients:-	F1	F2	F3	F4	F5
PlantagoOvata.(mg)	25	---	---	---	---
Sodium Alginate.(mg)	---	25	---	---	---
Fenugreek.(mg)	---	---	25	---	---
Croscarmellose	---	--	---	25	--
Sodium(mg)					
Crospovidon(mg)	--	---	---	--	25
Mg Stearate (mg)	3	3	3	3	3
Talc(mg)	2	2	2	2	2
Mannitol (mg)	68.9	68.9	68.9	68.9	68.9
Aspartame(mg)	0.1	0.1	0.1	0.1	0.1
Risperidone.(mg)	1	1	1	1	1
Total weight (mg).	100	100	100	100	100